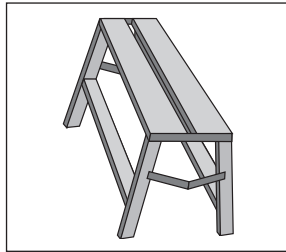


## TRIGGER Benches and Platforms

### Aluminum Bench

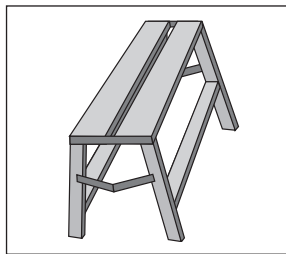
- Heavy-duty aluminum
- Solid rivet construction
- Non-slip foot pads
- Heavy-duty aluminum spreader hinges



Prod #	Size	Qty/Unit	Unit	Wt/Unit
71135	30"L x 24" H	1	EA	10
71140	30"L x 30" H	1	EA	12
71145	30"L x 36" H	1	EA	15
71150	30"L x 48" H	1	EA	20
71152	30"L x 60" H	1	EA	25
71153	30"L x 72" H	1	EA	30

### Fat Top

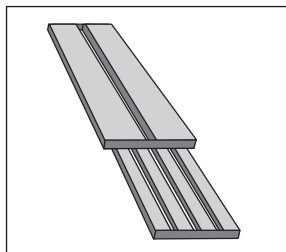
- 9-1/2" Top Step
- Meets all OSHA requirements for under 4'
- Heavy-duty bolted hinge and spreader
- 3" Step
- Heavy-duty 1A 300lb. Rating



Prod #	Size	Qty/Unit	Unit	Wt/Unit
71180	30"L x 24" H	1	EA	12
71185	30"L x 30" H	1	EA	14
71190	30"L x 36" H	1	EA	17
71195	30"L x 48" H	1	EA	24

### Extendible Plank

- Heavy-duty aluminum
- Solid rivet construction
- 4 sizes, expands from 6' to 9', 7' to 11', 8' to 13' and 10' to 16'



Prod #	Size	Qty/Unit	Unit	Wt/Unit
71160	7' - 11'	1	EA	42
71165	8' - 13'	1	EA	48
71167	10' - 16'	1	EA	55